

400-nm InGaN–GaN and InGaN–AlGaN Multiquantum Well Light-Emitting Diodes

Shoou-Jinn Chang

Institute of Microelectronics, College of Electrical Engineering and Computer Science, National Cheng Kung University

changsj@mail.ncku.edu.tw

IEEE JOURNAL OF SELECTED TOPICS IN QUANTUM ELECTRONICS, VOL. 8, NO. 4, JULY/AUGUST 2002, pp. 744-748

Times Cited: 159

Recently, tremendous progress has been achieved in GaN-based blue and green light-emitting diodes (LEDs). These blue/green LEDs have already been extensively used in full-color displays and high-efficient light sources for traffic light lamps. Although these blue/green LEDs are already commercially available, it is still difficult to achieve LEDs emitting at even shorter wavelength regions, such as ultraviolet (UV) region. Short wavelength emitters are of interest for various fluorescence-based chemical sensing applications, high efficiency lighting, flame detection, and possibly optical storage applications. Conventional nitride-based multiquantum well (MQW) LEDs use InGaN as the material for well layers and GaN as the material for barrier layers. To achieve a short wavelength emitter, one needs to reduce the indium composition in the well layers so as to increase its bandgap energy. However, a reduction in indium composition in the well layers will result in a small bandgap discontinuity at the well/barrier interfaces. Thus, the quantum well depth in the MQW active region will become smaller and the carrier confinement effect will be reduced. As a result, severe carrier leakage problem might occur in the short wavelength InGaN–GaN MQW LEDs. One possible way to solve this problem is to use AlGaIn or AlGaInN as the barrier layers instead of GaN. The quaternary AlGaInN permits an extra degree of freedom by allowing independent control of the bandgap and lattice constant. Thus, the use of quaternary AlGaInN for barrier layers could potentially offer better carrier confinement while minimizing lattice mismatch issues. However, it is much more difficult to grow high-quality AlGaInN than AlGaIn. Since the bandgap energy of AlGaIn is also larger than that of GaN, InGaIn–AlGaIn MQW should still be able to provide a better carrier confinement, as compared to InGaIn–GaIn MQW. Also, since the lattice constant of AlGaIn is smaller while the lattice constant of InGaIn is larger than that of GaN base layer, it is possible to achieve a strain compensated InGaIn–AlGaIn MQW on GaN with proper composition ratios in InGaIn and AlGaIn layers. As a result, we could increase the effective MQW critical thickness, and thus reduce the probability of relaxation occurred within the MQW active region. In this study, InGaIn–GaIn LED and InGaIn–AlGaIn LED will both be fabricated. The optical and electrical properties of these LEDs will be reported.



The InGaIn–GaIn MQW LED and InGaIn–AlGaIn MQW LED structures used in this study were both grown on c-face 2-in sapphire (Al_2O_3) (0001) substrates in a vertical low-pressure organometallic vapor phase epitaxy (OMVPE) reactor with a high-speed rotation disk. Trimethylindium (TMIn), trimethylgallium (TMGa), trimethylaluminum (TMAI), and ammonia (NH_3) were used as the source materials of In, Ga, Al, and N, respectively. Bicyclopentadienyl magnesium (Cp_2Mg) and silane (SiH_4) were used as the p-type and n-type doping sources, respectively. Fig. 1(a) schematically depicts the InGaIn–GaIn MQW LED structure used in this study. $\text{Al}_{0.1}\text{Ga}_{0.9}\text{N}$ barrier layers, as shown in Fig. 1(b). In order to determine the aluminum composition in the AlGaIn layers, we first grew a thick AlGaIn layer and then used X-ray diffraction to determine its aluminum composition. Fig. 2 shows the DCXRD spectra of these two LEDs with different barrier layers. Fig. 3 shows RT PL spectra of the MQW LED structures with AlGaIn and GaIn barrier layers. It was found that PL peak wavelength and PL FWHM of the sample with AlGaIn barrier layers were

397 and 14.5 nm, respectively. Fig. 4 shows the forward I-V and dynamic resistance characteristics of the two different types of MQW LEDs. Fig. 5 shows the RT EL spectra of the two different types of MQW LEDs with a 20-mA dc injection current. As shown in Fig. 6, we can thus plot the energy band diagram of $\text{In}_{0.05}\text{Ga}_{0.95}\text{N}$ -GaN MQW structure and $\text{In}_{0.05}\text{Ga}_{0.95}\text{N}$ - $\text{Al}_{0.1}\text{Ga}_{0.9}\text{N}$ MQW structure. In other words, we could increase the conduction band discontinuity from $\Delta E_2=84.7$ meV in $\text{In}_{0.05}\text{Ga}_{0.95}\text{N}$ -GaN MQW structure to $\Delta E_1=211.4$ meV in $\text{In}_{0.05}\text{Ga}_{0.95}\text{N}$ - $\text{Al}_{0.1}\text{Ga}_{0.9}\text{N}$ MQW structure. As a result, we could achieve a much larger EL intensity from the InGaN-AlGaIn MQW LED, as shown in Fig. 5. The relationship between LED output power and injection current was also measured. Fig. 7 shows the output power as a function of injection current for these two LEDs.

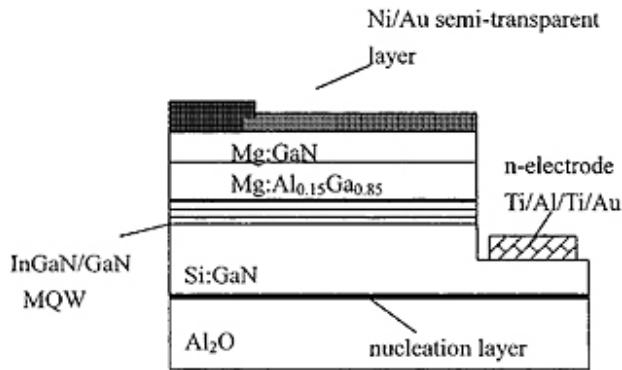


Fig. 1(a). Schematic structure of InGaN-GaN MQW LED.

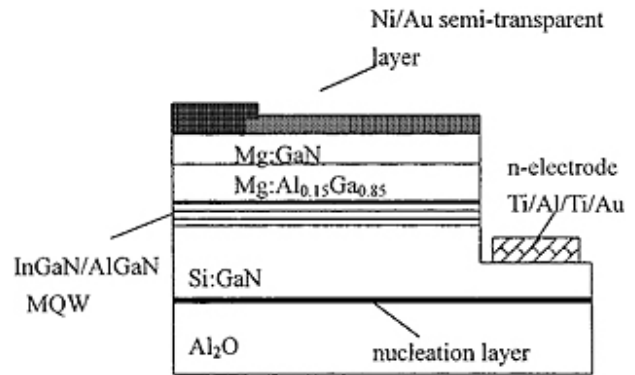


Fig. 1(b). Schematic structure of InGaN-AlGaIn MQW LED used in this study.

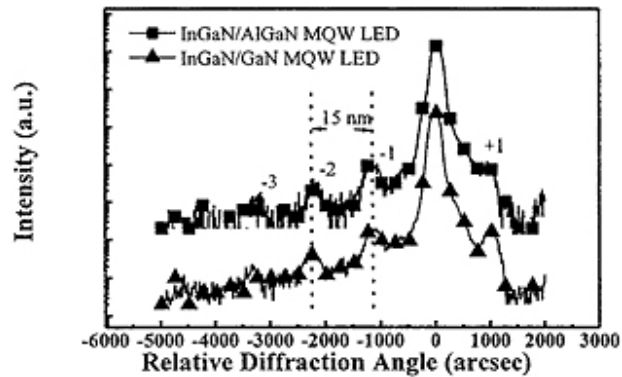


Fig. 2. DCXRD spectra of these two LEDs with different barrier layers.

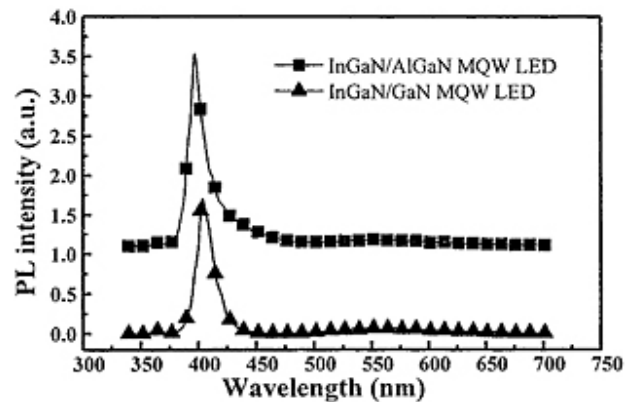


Fig. 3. RT PL spectra of the MQW LED structures with AlGaIn and GaN barrier layers.

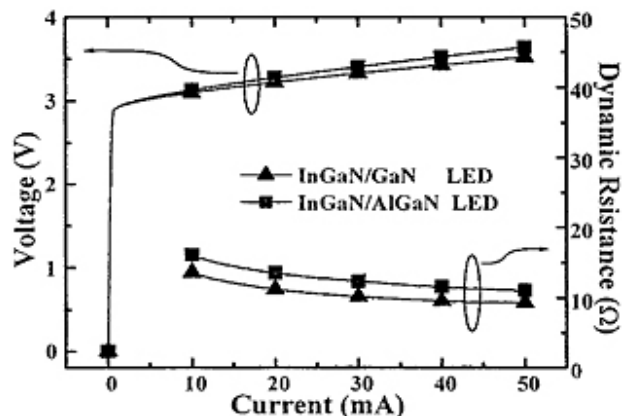


Fig. 4. Forward I-V and dynamic resistance characteristics of the two different types of MQW LEDs.

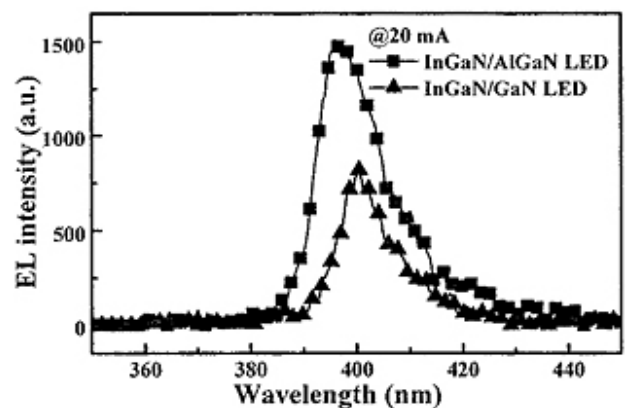


Fig. 5. RT EL spectra of the two different types of MQW LEDs with a 20-mA DC injection current.

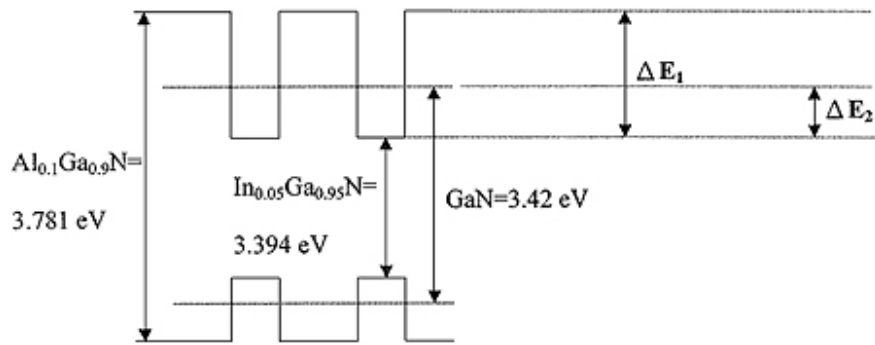


Fig. 6. Energy band diagram of $\text{In}_{0.05}\text{Ga}_{0.95}\text{N}$ -GaN MQW structure and $\text{In}_{0.05}\text{Ga}_{0.95}\text{N}$ - $\text{Al}_{0.1}\text{Ga}_{0.9}\text{N}$ MQW structure.

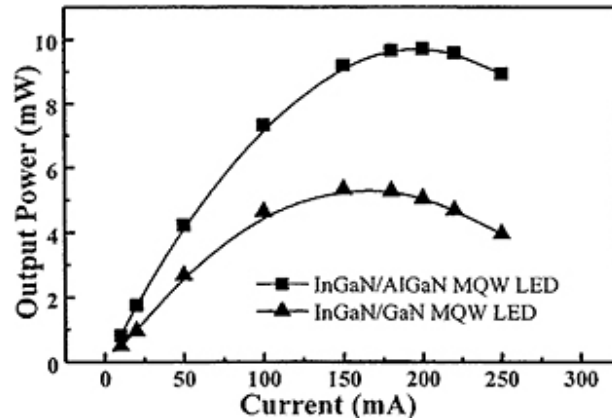


Fig. 7. Output power as a function of injection current for these two LEDs.

In summary, the 400-nm $\text{In}_{0.05}\text{Ga}_{0.95}\text{N}$ -GaN MQW LED structure and $\text{In}_{0.05}\text{Ga}_{0.95}\text{N}$ - $\text{Al}_{0.1}\text{Ga}_{0.9}\text{N}$ LED structure were both prepared by OMVPE. It was found that the use of AlGa N as the material for barrier layers would not degrade crystal quality of the epitaxial layers. It was also found that the 20-mA EL intensity of InGaN-AlGa N MQW LED was two times larger than that of the InGaN-GaN MQW LED. The larger maximum output intensity and the fact that maximum output intensity occurred at larger injection current suggest that AlGa N barrier layers can provide a better carrier confinement and effectively reduce leakage current.

References

1. T. Mukai, M. Yamada, and S. Nakamura, "Characteristics of InGa N-based UV/blue/green/amber/ red light-emitting diodes," *Jpn. J. Appl. Phys.*, vol. 38, no. 7A, pp. 3976-3981, July 1999.
2. T. Nishida, H. Saito, and K. Kobayashi, "Efficient and high power AlGa N-based ultraviolet light-emitting diode grown on bulk Ga N," *Appl. Phys. Lett.*, vol. 79, no. 6, pp. 711-712, Aug. 2001.
3. , "Milliwatt p[er]ation of AlGa N-based single quantum well lightemitting diode in the ultraviolet region," *Appl. Phys. Lett.*, vol. 78, no. 25, pp. 3927-3928, June 2001.
4. T. Mukai and S. Nakamura, "Ultraviolet InGa N and Ga N single quantum well structure light-emitting diodes grown on epitaxially laterally overgrown Ga N substrates," *Jpn. J. Appl. Phys.*, vol. 38, no. 10, pp. 5735-5739, Oct. 1999.
5. J. Han, M. H. Crawford, R. J. Shul, J. J. Figiel, L. Zhang, Y. K. Song, H. Zhou, and A. V. Nurmikko, "AlGa N/Ga N quantum well ultraviolet light-emitting diodes," *Appl. Phys. Lett.*, vol. 73, no. 12, pp. 1688-1690, Sept. 1998.
6. K. Tadatomo, H. Okagawa, Y. Ohuchi, T. Tsunekawa, Y. Imada, M. Kato, and T. Taguchi, "High output power InGa N ultraviolet light emitting diodes fabricated on patterned substrates using metalorganic vapor phase

- epitaxy,” Jpn. J. Appl. Phys. Lett., vol. 40, no. 6B, pp. L583–L585, June 2001.
7. W. C. Lai, S. J. Chang, M. Yokoyama, J. K. Sheu, and J. F. Chen, “InGaN/AlInGaN light emitting diodes,” IEEE Photon. Technol. Lett., vol. 13, pp. 559–561, June 2001.
 8. C. H. Chen, Y. K. Su, S. J. Chang, G. C. Chi, J. K. Sheu, J. F. Chen, C. H. Liu, and U. H. Liaw, “High brightness green light emitting diode with charge asymmetric resonance tunneling structure,” IEEE Electron. Dev. Lett., vol. 23, pp. 130–132, Mar. 2002.
 9. C. H. Ko, S. J. Chang, Y. K. Su, W. H. Lan, J. F. Chen, T. M. Kuan, Y. C. Huang, C. I. Chiang, J. Webb, and W. J. Lin, “On the carrier concentration and Hall mobility in GaN epitaxial layers,” Jpn. J. Appl. Phys. Lett., vol. 41, no. 3A, pp. L226–L228, Mar. 2002.

Copyright 2012 National Cheng Kung University